



The Plastic Whittler



Our Next Meeting:

Our next meetings will be on **February 19th, & March 18; 6:00 pm "ish,"** (some folks may drag in a little later but we must start packing up at 7:45 pm) at the East Ridge Community Center. [1512 -1515 Tombras Ave, East Ridge, TN 37412] Look for us in The Senior Room & Kitchen. Fernando's Restaurant after the meeting !

No Program but a lot of talk from our show & show n' tell

See the **PURPLE BOX** on Page 2 for more Info on the location. .

MANY THANKS!

Our show is over. I started to list all the people that worked during the show but was fearful I would leave someone out. I saw many folks working during the show. It is those who pulled it together and made it happen!! The show was again a good one! Facebook had many positive reviews. I received a couple of emails with some constructive criticism and we will discuss those. Primarily see Page 3 for a letter from Ben Gibby –Show Chairman. See page 10 for some photos!

James Corley's Passing: - He was known by many of you as he was a long time R3 coordinator (and other IPMS offices) and a force behind the 2019 Nationals, See page 2.

Last Meetings - Page 4 and continuing..

A Note from Bob Colbert on Turret Catapult Launches - See what he found. Page 16.

The Monthly Newsletter of:
IPMS/AMPS/Chattanooga Scale Modelers
Association
Lynn Petty - Chapter Contact
hlpetty1@gmail.com

<http://www.chattanoogamodelers.com>
Ben Gibby & Gary Haars—Webmaster

Tamiya to the rescue - Gary sent this note about Tamiya saving NASA a lot of cash See Page 17

Modeler's Christmas Tree—See Tom's Tree

Photos from Our Show- George went into overtime taking photos at our show, See Page 10.

Emanuel's Roving Lens - More from Emanuel See Page 18.

More ... In the pages that follow


THANKS TO ALL THAT SUBMITTED STUFF!!!!!!

UPCOMING EVENTS	DATE
JAXCON	2/16&17/24
IPMS Chattanooga Meeting	2/19/2024
AtlantaCon 2024 Marietta, GA	3/16/2024
IPMS Roscoe Turner	4/6/2024
IPMS Knoxville	5/25/2024
IPMS Huntsville	8/24/2024

Meeting Location will be in the Community center that is just next door to East Ridge City Hall. Turn onto Tombras next to the Speedway Convenience Store. Go just a short distanced and turn right. The building looks like:



Hadn't seen this posted and apologize if it was already. James Corley, IPMS/USA mover and shaker, also the last owner of Atlanta's AAA Hobbies had a massive stroke Saturday (January 27th???) and did not recover. He was also involved with Nautilus aftermarket wooden ship decks and aircraft braces. James was a fixture in Southeastern US modeling. Prayers and condolences to his friends and family.



The Pensacola club memorial gathering will be at the Hangar American Grill in Milton on March 9th at 5:30 pm." Milton is Milton, Florida just North of Pensacola.

General Announcement

James Corley had a stroke Saturday night. He was unable to recover and passed on Monday. The family has asked that NO flowers be sent. Plans are being made for a local memorial service in Pensacola. More information will be posted as it becomes available.

James passed peacefully. Please keep the family in your prayers and respect their wishes for privacy out of respect for James.

IPMS have lost a good friend and member of our group and it will be hard on many who knew James in a more personal basis. This truly was a loss to our group and modeling in general. James was very active in IPMS having served as driving force in our club but also as a Regional Director and on the National E-Board. He will be sorely missed by all!

Prez, IPMS/Southern Air Craftsmen

ModelCon a Success! A Look to the Future!

By Ben Gibby

Hello to all club members and those who get the Whittler outside the club. I just wanted to let you all know that you are the ones that make ModelCon work. Volunteers are the back bone of our shows and I thank you all.

I had a great time this year, I hope everyone else did also. It is supposed to be fun and if anyone has a bad time, I want to work to fix that. If you have someone badmouth you or the club, find me, let me know what happened. I ain't afraid to remove someone from the show. Having said that, there are some who did not enjoy our show and I don't think we need to do much to help them. We had one individual do nothing but complain at the show that we had no breakdown of categories in the contest. He says that if we keep it up, nobody will show up next year. We had complaints that there was not adequate signage out in the main hall pointing to our show, this is partially true, we had the video displays from the Convention center saying which room we were in but that is not enough, we will go back to the big banner and hope that helps. We had complaints that the contest registration and general admission lines were not well marked, which is true, I am going to have signage made up fixing that. We have had the usual complaints about judging, I don't think those will ever go away. If you hear any judging complaints, the answer I give is "Get in there and help" that will quieten them down fast. We will discuss any fixes at the meetings this year.

Next is a subject that I do not want to deal with. The price for the convention center has gone up, a lot. We are bringing our fees closer to the norm. The real simple fix is drop to one day, that will compress all of the work into one day which is not the best thing to have but it will keep the club viable for longer. We can change venues but we voted on that and it was pretty clear what the answer to that was. My goal is the future of ModelCon, I want it to be around for a while but it may mean some hard decisions need to be made. I am signing the contract for a regular two day show for 2025 so we have time to discuss the issues.

I have set my job up so I have 95% of the job for the next years show done in the month or so after the current year. I can then help Jeff and Lynn as needed but the job Jeff does gets hectic in the month or two before the show. It would be great if someone volunteered to help Jeff with the vending in those months. Lynn's job is hectic on the days of the show because of a dearth of judges both days; just having a person blocking for him would be great. Gary Haars has taken the website over, he is probably looking for content like I did so, throw something his way and help him out.

In closing, I will say again, Thank you for helping and let's just have fun.

Ben Gibby

bgibby1964@outlook.com

IPMS Chattanooga - Bragg Sheet

Model Subject: HAWKER TEMPEST MARK I Scale: 1:72
 Kit Used: AIRFIX (NEW AUGUST 2023)
 Add-Ons: _____
 Special Notes: POST WAR BASED IN GERMANY 1946
 Modeler's Name: GEORGE FUGETT

PLEASE PRINT NEATLY

IPMS Chattanooga - Bragg Sheet

Model Subject: BRISTOL Bulldog Scale: 1:72
 Kit Used: AIRFIX - REISSUE 2021
 Add-Ons: _____
 Special Notes: MODELED FOR 1937
 Modeler's Name: GEORGE FUGETT

IPMS Chattanooga - Bragg Sheet

Model Subject: HAWKER HURRICANE MARK I Scale: 1:72
 Kit Used: AIRFIX (NEW KIT 2022)
 Add-Ons: _____
 Special Notes: MODELED FOR EARLY VERSION - FRANCE 1940
 Modeler's Name: GEORGE FUGETT

PLEASE PRINT NEATLY

IPMS Chattanooga - Bragg Sheet

Model Subject: GLOSTER GLADIATOR MARK I Scale: 1:72
 Kit Used: AIRFIX - RETOOL 2021
 Add-Ons: _____
 Special Notes: MODELED FOR FRANCE 1940
 Modeler's Name: GEORGE FUGETT

PLEASE PRINT NEATLY

IPMS Chattanooga - Bragg Sheet

Model Subject: 1984 Petty 200th winn Scale: 1:24
 Kit Used: Ebay Junkyard => Monogram, I think
 Add-Ons: - NONE -
 Special Notes: From Bare Plastic w/ details only
 Modeler's Name: MIKE REESE

PLEASE PRINT NEATLY

IPMS Chattanooga - Bragg Sheet

Model Subject: 1966 Pontiac GTO Scale: 1:25
 Kit Used: REVELL KIT # 4479 Revell Muscle Series
 Add-Ons: Resin-Printed wheels & AMT Red Line Tires
 Special Notes: about Dupli-Color 3000412 Inferno Red Metallic Paint
 Modeler's Name: MIKE REESE

PLEASE PRINT NEATLY

IPMS Chattanooga - Bragg Sheet

Model Subject: 1996 #5 Kellogg's Lumina Scale: 1:24
 Kit Used: Monogram #5 Kellogg's Lumina #2974
 Add-Ons: - NONE -
 Special Notes: - NONE -
 Modeler's Name: MIKE REESE

PLEASE PRINT NEATLY

IPMS Chattanooga - Bragg Sheet

Model Subject: Assorted Scale: 1/35, 1/16
 Kit Used: Assorted
 Add-Ons: _____
 Special Notes: Resin Figs, Horns, Cows
 Modeler's Name: Jose Rodriguez
 PLEASE PRINT NEATLY



IPMS Chattanooga - Bragg Sheet

Model Subject: BF-109 614 (JG 5) Scale: 1/48
 Kit Used: Hasegawa
 Add-Ons: Multiple kits used (kit sent from sponsor)
 Special Notes: True details cockpit and engine details
 Modeler's Name: Q
 PLEASE PRINT NEATLY



IPMS Chattanooga - Bragg Sheet

Model Subject: M4A2(76) Rec Army Scale: 1/35
 Kit Used: Dragon
 Add-Ons: Colibri, beads/metal tracks, valve gear resin
 Special Notes: _____
 Modeler's Name: Q
 PLEASE PRINT NEATLY




IPMS Chattanooga - Bragg Sheet

Model Subject: mustang Foxbody Pro Street Scale: 1:25
 Kit Used: Revell
 Add-Ons: Striping is Pro Stripe Automotive strip tape
real rubber from ground tires to simulate Burn out
 Special Notes: Tire Decals from Miles Decals.com
 Modeler's Name: Christopher Lowrance
 PLEASE PRINT NEATLY





A Few Photos from the Last Meetings




A Few Photos from the Last Meetings



A Few Photos from the Last Meetings



A Few Photos from the Last Meetings



A Few Photos from the Last Meetings



A Few Photos From Our Show

By Georges Fugett











Turret Tid-Bit from Bob Colbert


Lynn:

Stumbled across this info on Hyperscale. Thought I'd pass it along on the outside chance it might be useful to any of our club members who are into ships or might ever contemplate a naval diorama.

Note the caption for the photo. Since I haven't built a ship model in years (insert smart-@\$\$ed comment here!), the subject of which direction a scout plane should be posed on a turret-top catapult never crossed my mind. The caption makes sense, though. If the cat shot was over the gun barrels, the turret could not traverse far enough to either port or starboard to get the plane pointed into the wind. Obviously however, if you traverse the turret $45^{\circ} \pm$ in either direction and launch the plane off the rear off the turret, you've maximized the wind over the wings (assuming the ship is turned into the wind). Voila – good launch!

Learn something new every day! Have a good day!!


Bob



(USS Arizona (BB-39) visiting Seattle, WA in 1940 with a second, turret-top catapult installed. On turret-top installations, the front of the catapult faced the turret's rear. Today many scale models, etc. incorrectly portray it as if the plane launched over the gun barrels.)

Tamiya to the rescue or NASA owned Tiger Tank Saves the Day!!

Gary Haars sent this in and it is well worth taking a look at it!



NASA's Tire Assault Vehicle (TAV) Or Tamiya Comes To The Rescue.

Here's an article on how NASA used a Tamiya 1/16 Remote Controlled Tiger II chassis/hull as a safety measure when working on their Space Shuttle tires. <https://tankhistoria.com/experimental/tire-assault-vehicle/>

A Modeler's Christmas Tree

Tom Gaston sent this in. Nice one of his Christmas Tree.



Emanuel & His Roving Lens



Emanuel caught a lot of the fire-fighting A/C with the recent wild-fires in the region









Folks -You ought to pay attention to these "mundane" P8's . They do marvelous work plus—they are all not what they seems..... Some have funny serials and extra antennae,





IPMS Chattanooga - Bragg Sheet



Model Subject: _____ Scale: _____

Kit Used: _____

Add-Ons: _____

Special Notes: _____

Modeler's Name: _____

PLEASE PRINT NEATLY

IPMS Chattanooga - Bragg Sheet



Model Subject: _____ Scale: _____

Kit Used: _____

Add-Ons: _____

Special Notes: _____

Modeler's Name: _____

PLEASE PRINT NEATLY



International Plastic Modelers' Society/USA Membership Application / Renewal Form

New ☐ Renewal ☐ IPMS #:

Name: _____

Address: _____

City: _____ State: _____

Zip Code: _____

Phone: _____ E-Mail: _____

Chapter Affiliation, if any: _____

Junior (17 years or younger) \$17.00 _____ Date of Birth: _____

Adult One year \$30.00 _____

Two years \$58.00 _____

Three years \$86.00 _____

Canada & Mexico \$35.00 _____

Foreign Surface \$38.00 _____

Family (1 set of Journals) _____ ← Adult fee + \$5.00 # of cards? _____

Your Signature: _____

If recommended by an IPMS member, please provide his/her:

Name: _____ IPMS #: _____

PAYMENT OPTIONS:

Cash ☐ Amount: _____

Check ☐ Check #: _____ Amount: _____

Billing Address, if different than above -

Address: _____

City: _____ State: _____

Zip Code: _____

Applications should be printed and mailed to: IPMS/USA, PO Box 1411, Riverview, FL 33568-1411



JOIN AMPS!

\$30 Membership Includes

- Six issues of Boresight magazine
- A voice in the society
- AMPS show admission discounts
- Access to vendor discounts

Join **AMPS** Today

Name: _____

Address: _____

City: _____

State: _____ Zip: _____

Country: _____

Phone: _____

E-mail: _____

If paying by check or money order, send your membership dues and completed form below to:

AMPS
PO Box 543
Elkton, MD 21922-0543 USA

Membership Rates for A One-Year Period:

USA: \$30 - Canada/Mexico: \$35 - All Other: \$40


All payments must be made in U.S. funds. AMPS accepts payments by check and money order, as well as PayPal. To join using PayPal, just visit the AMPS website and select the 'Join AMPS' link.

If paying by check or money order, send your membership dues and completed form to the mailing address above.

www.amps-armor.org

Why Join AMPS?

- AMPS is all about armor modeling. If you build tanks, figures or dioramas, AMPS is for you.
- AMPS members get six issues per year of the club journal, Boresight. Boresight is written by and for tank modelers. Every issue is jammed with research material and modeling articles written by your peers with you in mind.
- The AMPS International and regional shows are the best armor modeling shows around! The AMPS judging system gives you detailed feedback to help you improve your modeling.
- AMPS chapters give you an opportunity to hang out with your fellow modelers, to learn more and have fun. If there is no chapter in your area- start one!
- AMPS members have access to member-only discounts at many hobby vendors. Your membership will pay for itself.
- AMPS members get a voice in the society. You can participate as much as you want.
- AMPS is all-volunteer. Guys just like you make AMPS happen. Be a good modeling citizen—join AMPS.



JAXCON 2024

Plastic Model Contest

- Planes, Cars, Tanks, Ships, Sci-Fi, Figures, Dioramas!
- New Zones in 2024 for Gundams and Lego Models

North Jacksonville Baptist Church
Fellowship Hall

8531 N. Main St. (Hwy-17)
Jacksonville, FL 32218

FRIDAY

16

6 - 8 PM

**FEBRUARY
2024**

SATURDAY

17

9 AM - 5 PM



IMPS - First Coast Chapter

www.ipmsfirstcoast.com

For additional information email the IPMS
First Coast Chairman GIL HODGES at
slowhandshodges@bellsouth.net



All Ages - All Genres - All Abilities

40+ competition categories

Marketplace with vintage kits, tools, and aftermarket items.



Admission & Contest Entry

- General Admission - \$5
- Contest Entry - \$10 for unlimited model entries, \$5 for ages 13-17.
- \$2.00 discount for IPMS/USA members

- Youth 12 & Under – Free Admission and Free Contest Entry

Building the Past, Present, and Future

AtlantaCon 2024

IPMS Region 3 Regional
Plastic Model Show & Contest

Hosted by:

IPMS Atlanta, Inc.

IPMS Marietta Scale Modelers

Saturday, March 16, 2024

IAM Local 709 Union Hall

1032 S. Marietta Pkwy

Marietta, GA 30060



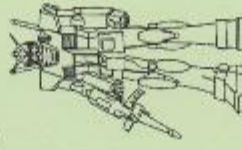
Show Schedule

Open to the Public:

- 9:00 to 4:30

Competition:

- Registration - 9:00 to 12:30
- Judging - 1:00 to 4:00
- Awards - 4:30



General Inquiries:

kdmcelmore@gmail.com

Vendor Inquiries:

dlock3155@gmail.com

For more information visit our website at:

www.ipms-atlanta.org



I.P.M.S. ROSCOE TURNER
INDIANAPOLIS
INVITATIONAL
CONTEST & SWAP MEET
APRIL 6, 2024
9:00am to 4:00pm

Indy is in the Eastern Time Zone ⌚

Centennial Hall, Boone County 4-H Fairgrounds
1300 East 100 S, Lebanon, IN 46052



GENERAL ADMISSION - \$5.00
KIDS 12 and under are FREE



***** CONTEST *****
ADULT (UNLIMITED ENTRIES) - \$10.00
Juniors (17yrs. and under) are FREE



***** SCHEDULE *****
CONTEST REGISTRATION + 9:00am - 12:00pm
SWAP MEET + 9:00am - 4:00pm
CONTEST AREA CLOSED FOR JUDGING at 12:30
+ Award presentations after Judging is completed +



Contest Chairman • Vendor Contact - Ron Young - rony270120@gmail.com



www.ipmsroscoeturner.org



41st Annual Smoky Mtn Model-Con

Presented by
the Knoxville Scale Modelers Association



I WANT YOU TO COME TO THE SHOW

Show Theme:

"1945-1955"

VISIT OUR WEBSITE FOR DETAILS:

➡ WWW.KNOXVILLESCALEMODELERS.COM

Saturday May 25, 2024

9:00 am to 4:00 pm

**KNOXVILLE CATHOLIC H.S.
(in the gymnasium)**

**9245 FOX LONAS RD. NW
KNOXVILLE, TN 37923**

MODEL CONTEST

aircraft, armor, autos, figures,
sci-fi/fantasy, ships, dioramas
and more

**Contest entry forms &
judging info available
on our website.**

HOBBY VENDORS

**RAFFLE DRAW
(with great prizes)**

Contestant Admission:

Adults - \$10.00 for first 3
models and \$1.00 for
each additional model.
18 and under - FREE

General Admission:

Adults - \$5.00
18 and under - FREE

HUNTSVILLE PLASTIC MODELERS SOCIETY



47th Annual Model Show

24 AUGUST 2024 + 9:00 AM TO 5:00 PM

HUNTSVILLE JAYCEES BLDG + 2180 AIRPORT ROAD + HUNTSVILLE, AL

JUST BUILD IT

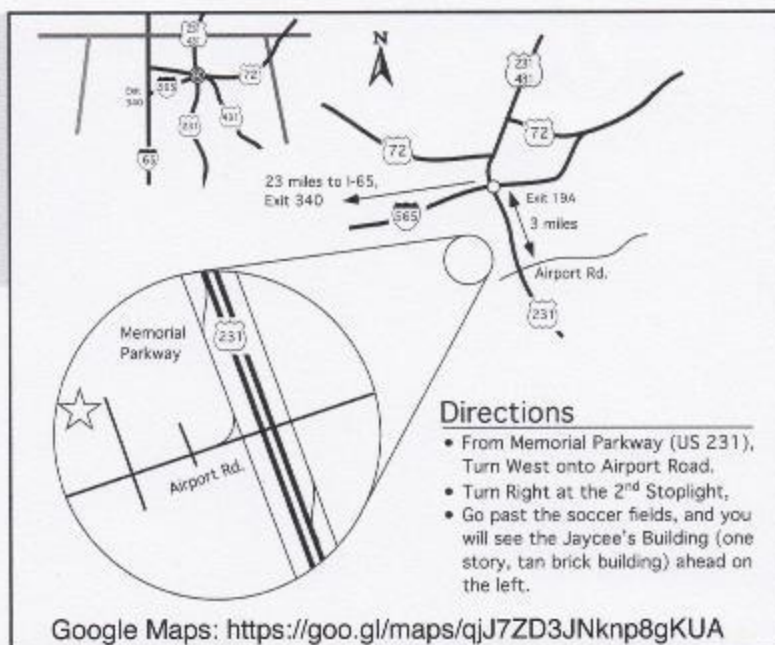
BRING YOUR MODELS AND YOURSELF!

SCHEDULE

8:00 AM - Vendor Set-up
9:00 AM - 1:00 PM - Contest Registration
1:00 PM - 3:00 PM - Judging
3:00 PM - 4:00 PM - Results Announced
5:00 PM - Show Closes

PRICING

General Admission - Free
Contest Entry - \$10 for the first **five** models,
\$1 for each additional
Junior Entry Fee - \$1 per model, up to \$3
Vendor Tables - \$25 each



Directions

- From Memorial Parkway (US 231), Turn West onto Airport Road.
- Turn Right at the 2nd Stoplight,
- Go past the soccer fields, and you will see the Jaycee's Building (one story, tan brick building) ahead on the left.

Google Maps: <https://goo.gl/maps/qjJ7ZD3JNknp8gKUA>

SHOW & VENDOR INFORMATION

Phone: 256-270-0820

Email: hpmswebmaster@gmail.com

ONLINE

<http://hsvpms.blogspot.com>

Facebook: [huntsvilleplasticmodelers](https://www.facebook.com/huntsvilleplasticmodelers)



Blogspot



Facebook



